



How to join a **Barnett Waddingham** Fuze meeting as an external attendee



Fuze web

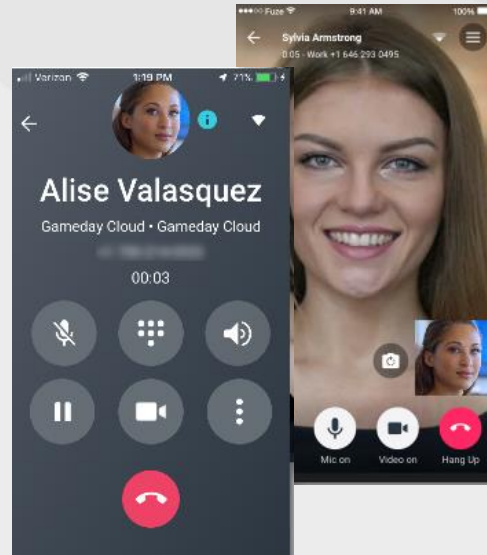
- > **Fuze Web** is the web-based version of Fuze that can be used anywhere you have a Google Chrome™ browser and internet access
- > Navigate to <https://web.fuze.com/#/auth/guest> and enter the **meeting ID**



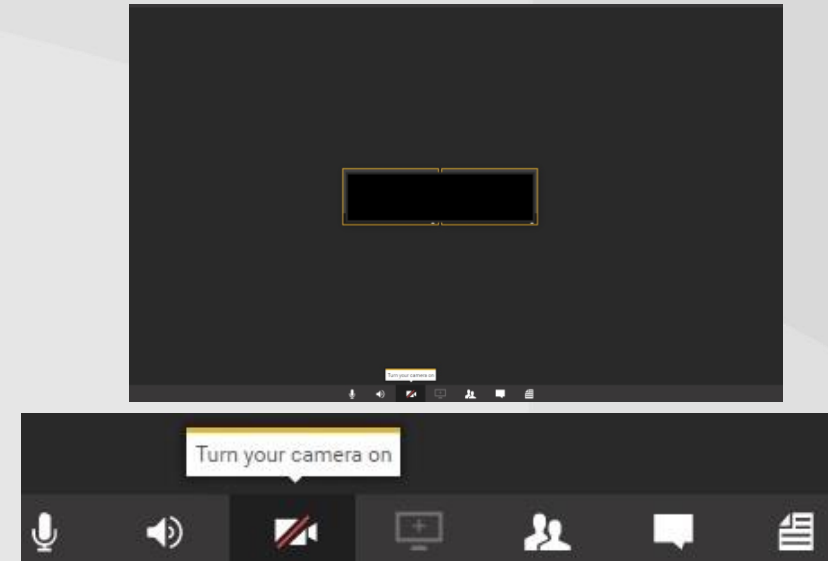
Video meeting

- > You can enable video at the start or during a meeting if you have a camera on the mobile device or computer you using
- > Feature is supported on **Fuze mobile app** and **Fuze web**

Mobile Device



Fuze Web





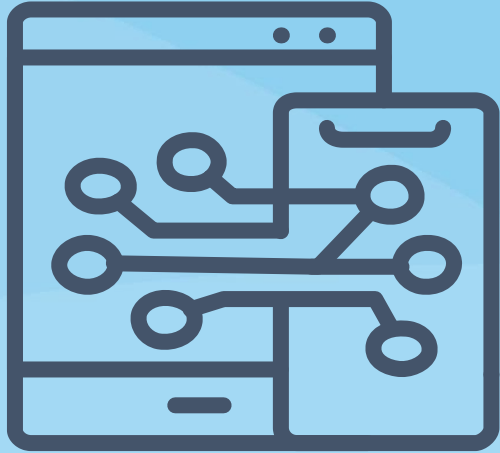
Join by phone

- > United Kingdom: +44 20 3966 1485, ***meeting ID#***
- > Toll-free: 0800 917 0889, ***meeting ID#***



Call my phone

- > Tap link in the Fuze meeting email or enter it manually into the search bar on your computer or mobile browser
- > Tap **More ways to join**, then **Join by Phone**
- > In **Your number**, enter the number that you want to use to join the meeting
- > In **Your name**, enter your name so the host can correctly identify you
- > Tap the **I'm not a robot** box
- > Tap **Call me now**.



Fuze mobile app

- › Tap link in the Fuze meeting email or enter it manually into the search bar on your mobile browser
- › Tap the **Download Fuze** tile
- › If you are using **iOS**, the App Store opens on your device. If you are using **android**, the Google Play Store opens on your device
- › Download Fuze mobile on your device
- › Click join as **guest** and enter **meeting ID**